



PUSTUN

PT 65-12 12V65Ah

Agm Battery Series

GENERAL FEATURE

- Absorbent Glass Mat(AGM) technology for efficient gas recombination of up to 99% and freedom from electrolyte maintenance or water adding.
- Not restricted for air transport-complies with IATA/ICAO Special Provision A67.
- UL-recognized component.
- Can be mounted in any orientation.
- Computer designed lead, calcium tin alloy grid for high power density.
- Long service life, float or cyclic applications.
- Maintenance-free operation.
- Low self discharge.

QR CODE :

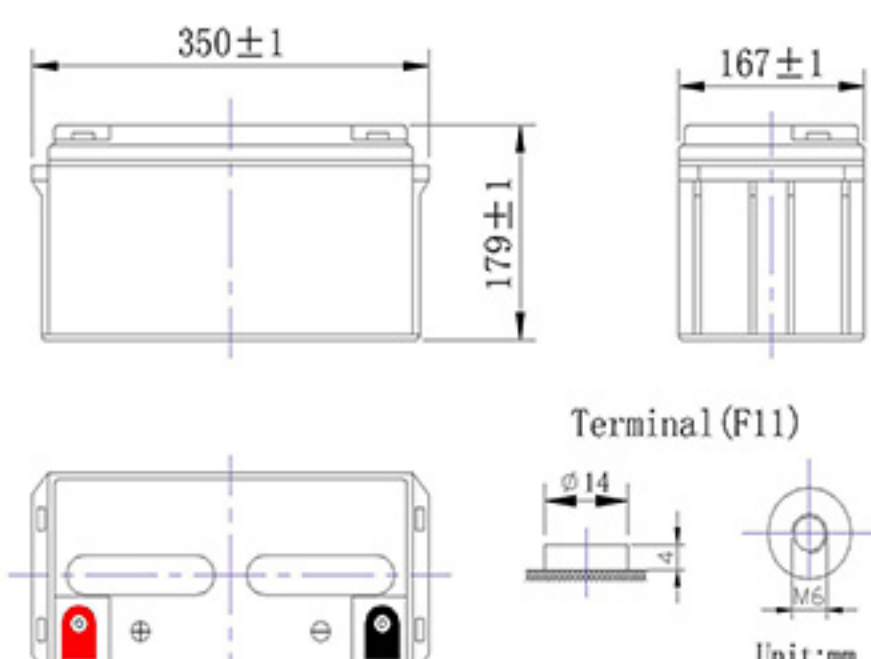
Find more new coming product what you need, info@store-ace.com.



PUSTUN New Products

SPECIFICATION

Nominal voltage	12V
Number of cell	6
Length(mm/inch)	350/13.78
Width(mm/inch)	167/6.57
Height(mm/inch)	179/7.05
Total Height(mm/inch)	183/7.20
Approx. Weight(kg/lbs)	19.5/43.0



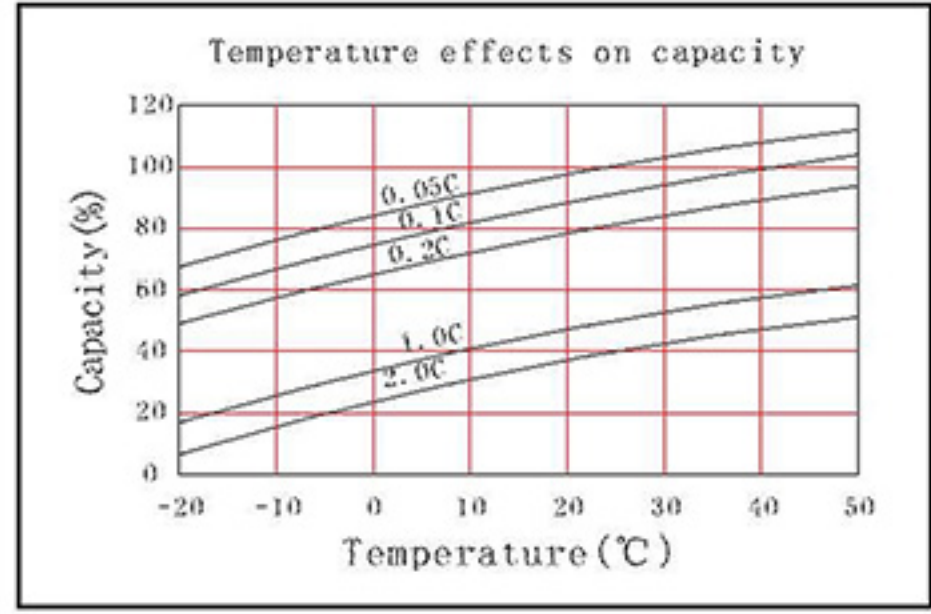
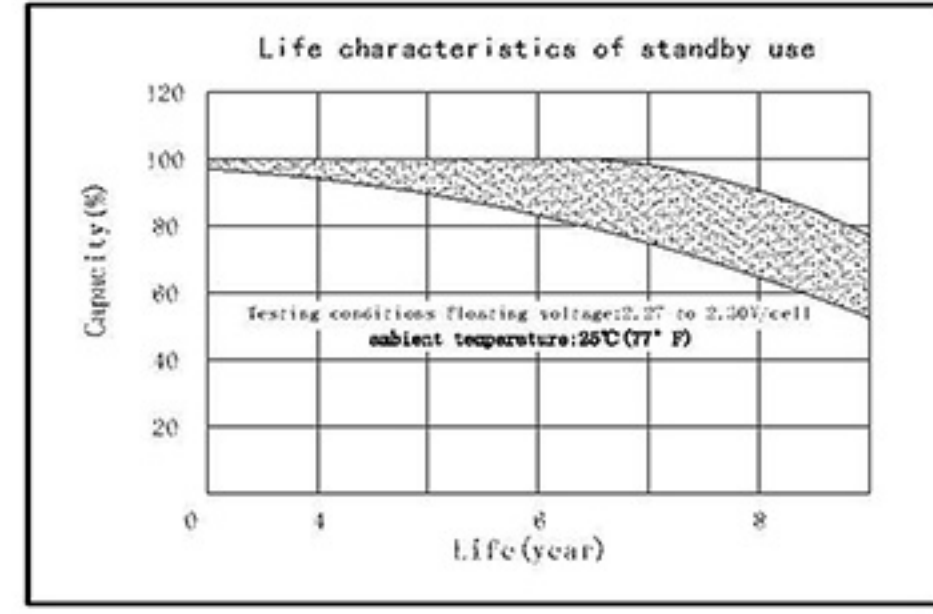
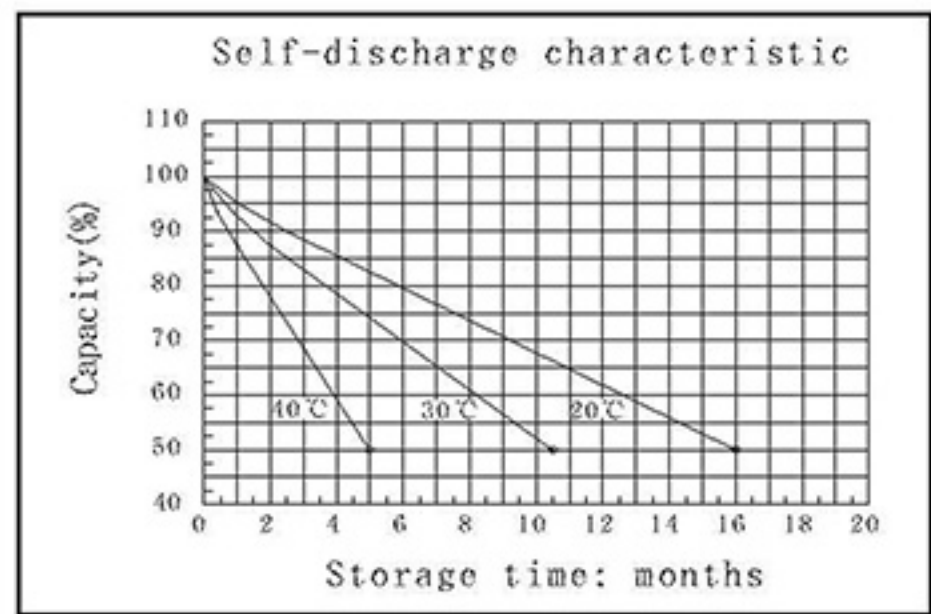
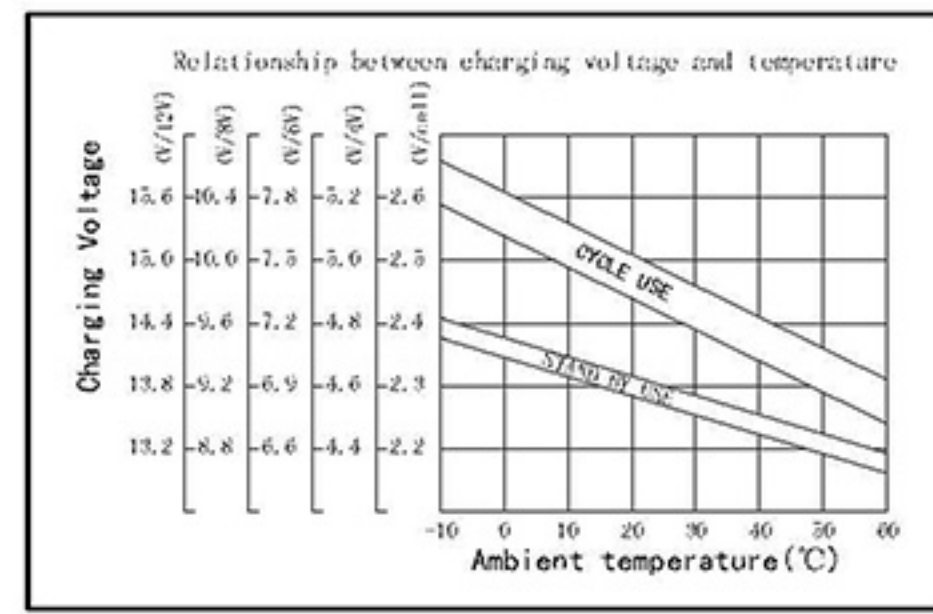
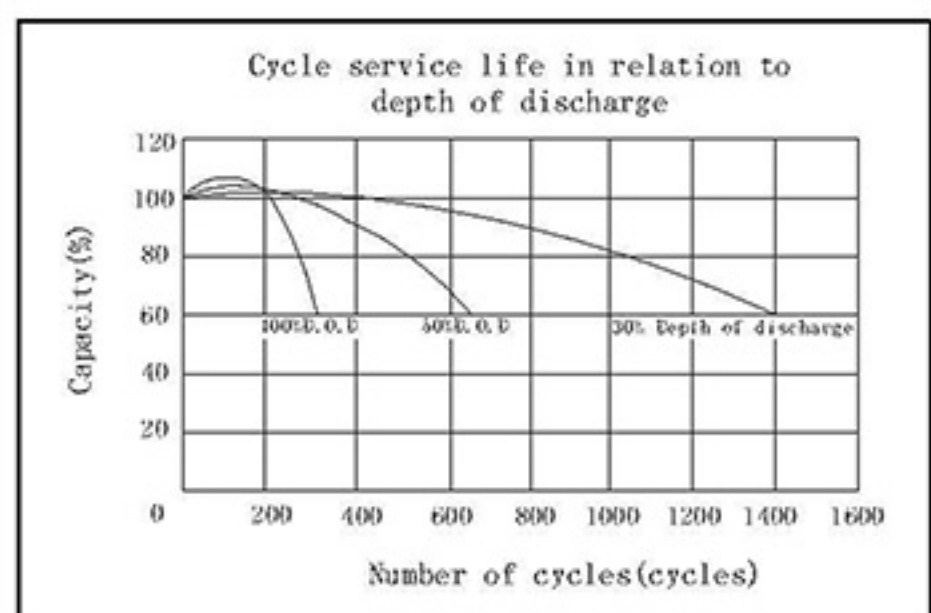
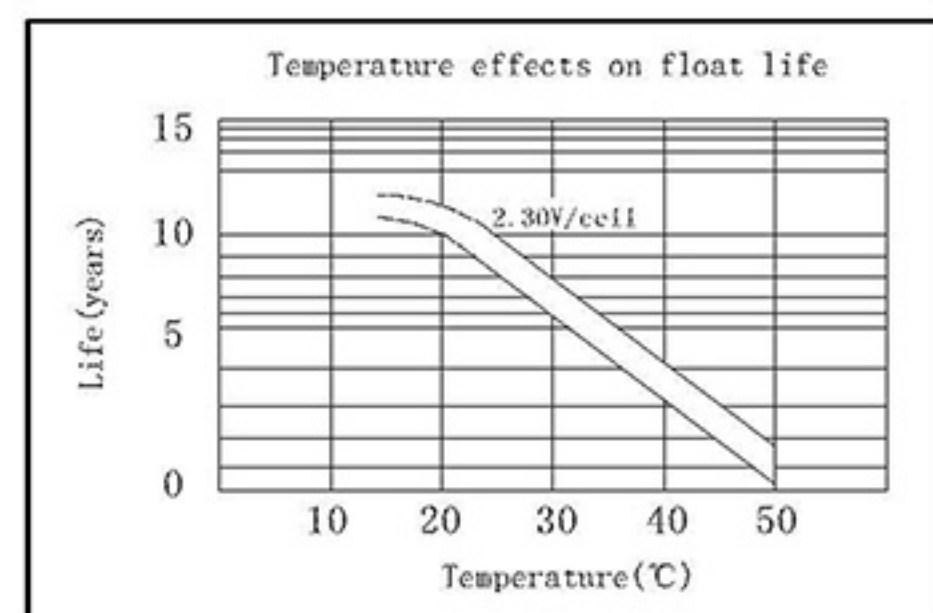
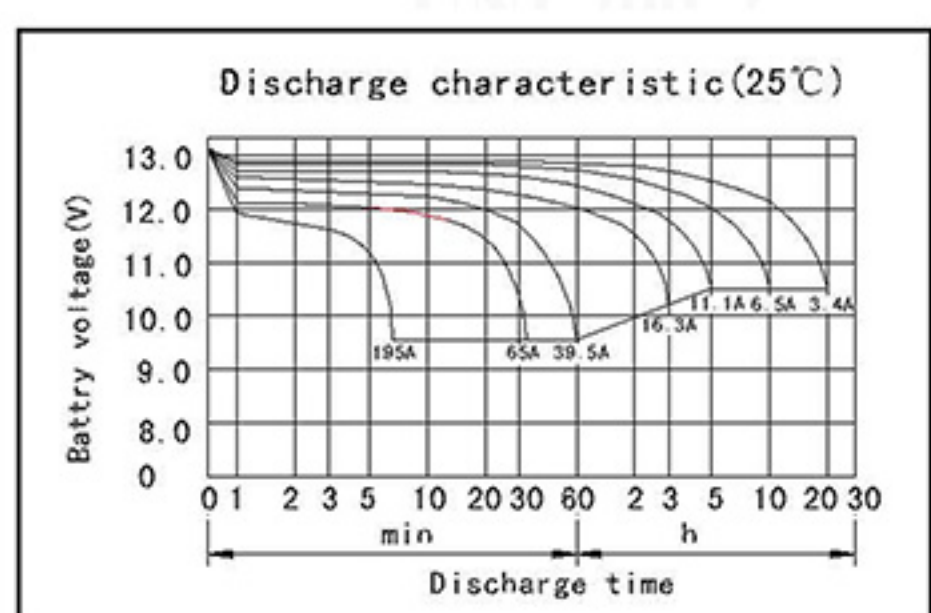
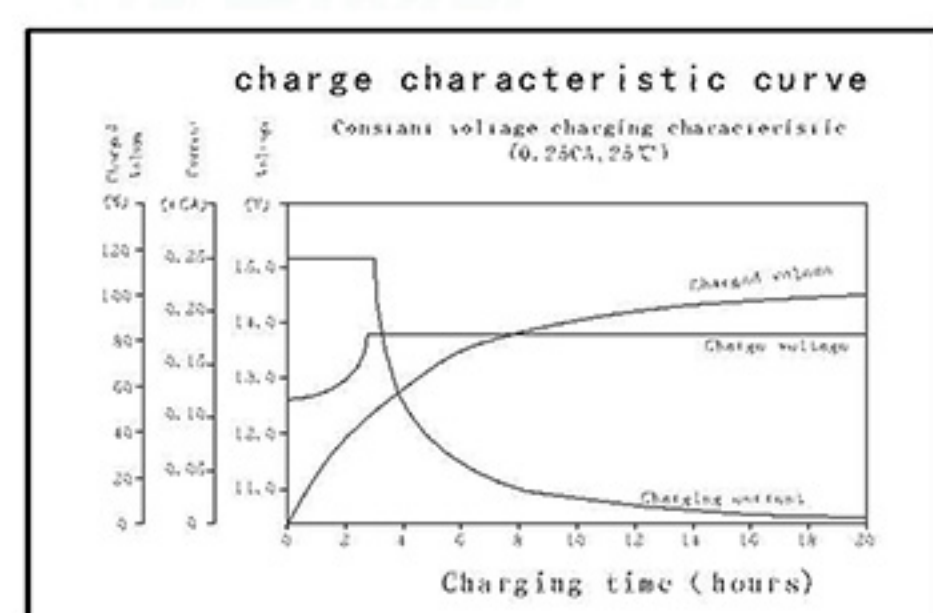
MATERIAL

Component	Positive plate	Negative plate	Container	Cover	Safety valve	Terminal	Separator	Electrolyte
Raw material	Lead dioxide	Lead	ABS	ABS	Rubber	Copper	Fiberglass	Sulfuric acid

CONFIGURATION

Capacity 77°F(25°C)	20 hours rate(3.4A 10.5V)	68Ah
	10 hours rate(6.5A 10.5V)	65Ah
	5 hours rate(11.1A 10.5V)	55.5Ah
	1 hour rate(39.5A 9.6V)	39.5Ah
Internal Resistance	Full charged battery 77°F(25°C):8mΩ	
Capacity affected by Temperature (10 hour rate)	104°F(40°C)	102%
	77°F(25°C)	100%
	32°F(10°C)	85%
	5°F(-15°C)	65%
Self-Discharge 68°F(20°C)	Capacity after 3 month storage	90%
	Capacity after 6 month storage	80%
	Capacity after 12 month storage	60%
Max discharge current 77°F(25°C):650A(5S)		
Charge (Constant Voltage)	Float:13.6 to 13.8V/77°F(25°C)	
	Cycle:14.5 to 14.9V/77°F(25°C)	
	Max Current:16.3A	

PERFORMANCE REPORT



End Point Volts/Cell	5min	10min	15min	30min	1h	3h	5h	10h	20h
1.60V	210	153	120	67.5	39.3	16.8	11.7	6.70	3.55
1.65V	200	147	115	65.5	38.3	16.6	11.5	6.70	3.50
1.70V	188	140	109	62.8	36.8	16.3	11.3	6.60	3.45
1.75V	174	131	103	59.8	35.0	16.0	11.1	6.50	3.40
1.80V	161	119	95.7	56.1	32.9	15.6	10.9	6.40	3.35

(Note)The above characteristics data are average values obtained Within three charge/discharge cycles not the minimum values.

End Point Volts/Cell	5min	10min	15min	30min	45min	1h	2h	3h	5h
1.60V	350	233	183	122	96.7	76.7	49.8	34.4	23.0
1.65V	328	220	173	116	92.2	73.4	48.3	33.6	22.6
1.70V	307	206	163	109	87.6	70.1	46.7	32.6	22.1
1.75V	285	193	153	103	82.9	66.6	44.8	31.7	21.7
1.80V	264	179	143	96.6	78.1	63.0	42.9	30.6	21.1

(Note)The above characteristics data are average values obtained Within three charge/discharge cycles not the minimum values.