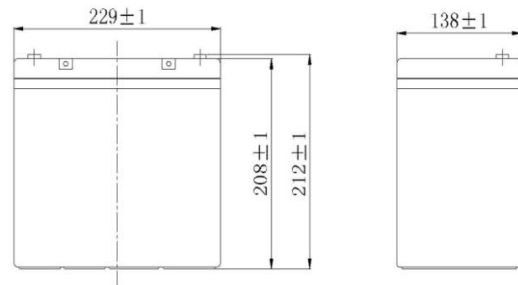


## General Feature

- Micro millimeter SiO<sub>2</sub> and H<sub>2</sub>SO<sub>4</sub> technology for Efficient gas recombination of up to 99% and Freedom from electrolyte maintenance or water adding.
- Not restricted for air transport-complies with IATA/ICAO Special Provision A67.
- UL-recognized component.
- Can be mounted in any orientation.
- Computer designed lead, calcium tin alloy grid for high power density.
- Long service life, float or cyclic applications.
- Maintenance-free operation.
- Low self discharge.

## Battery Construction

Component	Positive Plate	Negative Plate	Container	Cover	Safety Valve	Terminal	Separator	Electrolyte
Raw Material	Lead dioxide	Lead	ABS	ABS	Ruber	Copper	Fiberglass	Colloidal Silicon



## SPECIFICATION

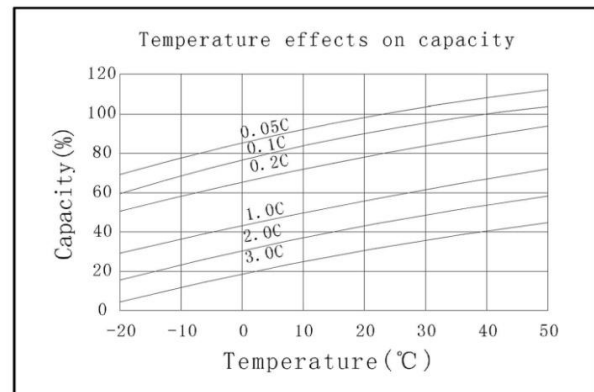
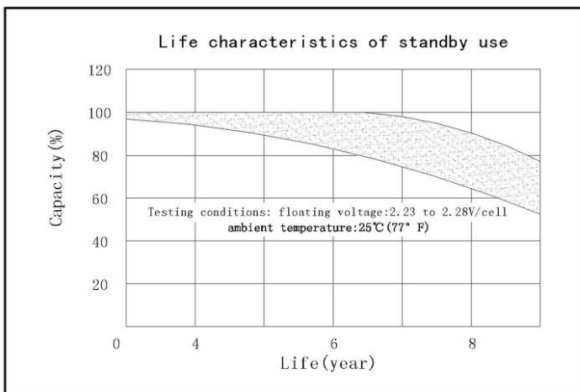
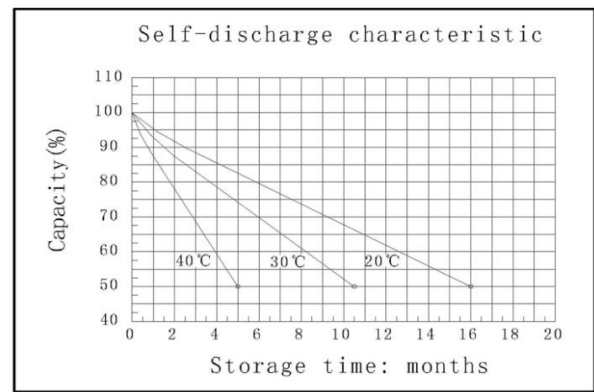
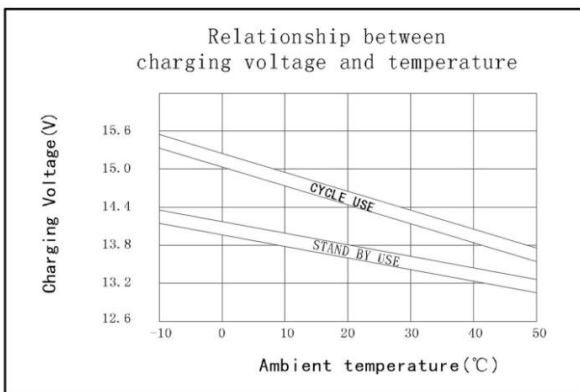
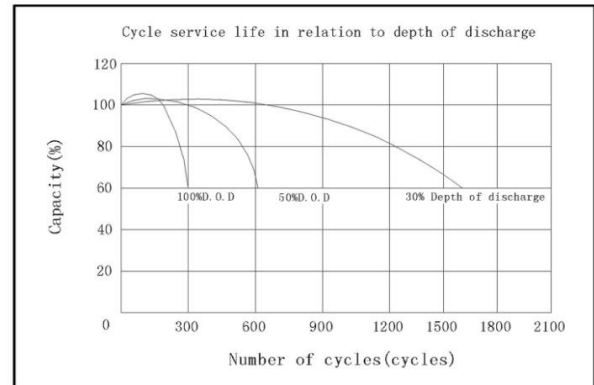
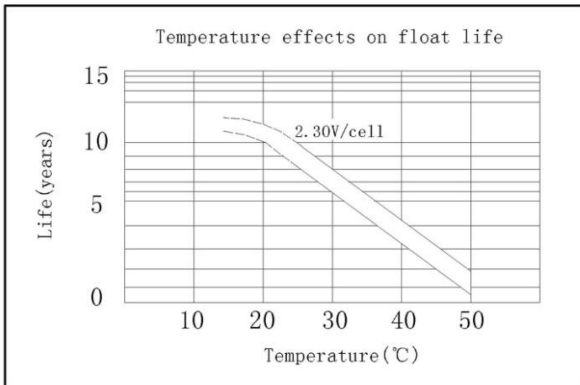
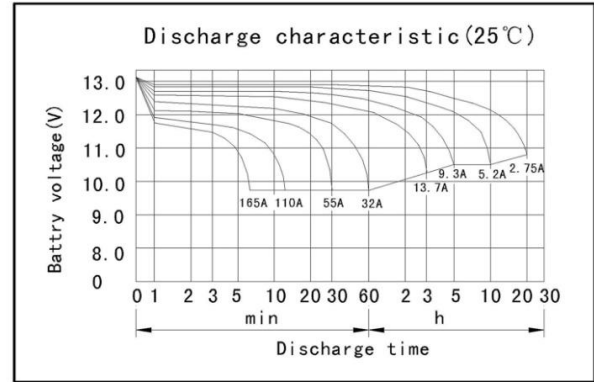
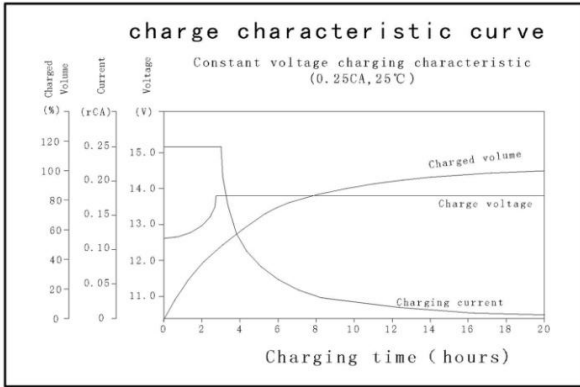
Nominal voltage	.....	12V
Number of cell	.....	6
Length(mm/inch)	.....	229/9.01
Width(mm/inch)	.....	138/5.43
Height(mm/inch)	.....	208/8.19
Total Height(mm/inch)	.....	212/8.35
Approx. Weight (kg/lbs)	.....	18/39.7

## Battery Construction

Component	Positive Plate	Negative Plate	Container	Cover	Safety Valve	Terminal	Separator	Electrolyte
Raw Material	Lead dioxide	Lead	ABS	ABS	Ruber	Copper	Fiberglass	Colloidal Silicon

## Performance Characteristics

Capacity 77°F(25°C)	100 hours rate(0.65A 11.1V)	65Ah
	20 hours rate (2.75A 10.8V)	55Ah
	10 hours rate(5.2A 10.5V)	52Ah
	1 hour rate(32A 9.6V)	32Ah
Internal Resistance	Full charged battery 77°F(25°C):9mΩ	
Operating Temperature Range	Discharge:-20 to 60 °C	
	Charge:-10 to 60 °C	
	Storage:-20 to 60 °C	
Self-Discharge	3% of capacity declined per month at 20 °C (average)	
	Max discharge current77°F(25 °C):550A(5S)	
Charge (Constant Voltage)	Float:13.38 to 13.68V/77°F(25 °C)	
	Cycle:14.28 to 14.52V/77°F(25 °C)	
	Max Current:13.8A	



### Discharge Constant Current (Amperes at 77°F 25°C)

End Point Volts/Cell	10min	15min	30min	1h	3h	5h	10h	20h	100h
1.60V	123	93.0	55.0	32.0	14.2	9.70	5.45	2.95	0.68
1.65V	117	89.3	53.5	31.4	14.0	9.60	5.40	2.95	0.68
1.70V	109	85.0	52.0	30.7	13.7	9.45	5.30	2.90	0.67
1.75V	102	80.2	50.5	29.9	13.4	9.30	5.20	2.85	0.67
1.80V	95.0	76.5	48.5	29.0	13.0	9.10	5.05	2.75	0.66

(Note) The above characteristics data are average values obtained Within three charge/discharge cycles not the minimum values.

### Discharge Constant Power (watts at 77°F 25°C)

End Point Volts/Cell	10min	15min	30min	45min	1h	2h	3h	5h	10h
1.60V	234	181	109	83.9	67.8	40.8	28.8	18.6	10.2
1.65V	221	173	107	82.7	66.3	40.0	28.3	18.5	10.2
1.70V	209	167	105	81.0	64.7	39.2	27.7	18.0	10.1
1.75V	196	159	103	79.2	63.2	38.2	27.1	17.9	10.0
1.80V	182	151	101	77.1	61.6	37.2	26.5	17.7	9.86

(Note) The above characteristics data are average values obtained Within three charge/discharge cycles not the minimum values.