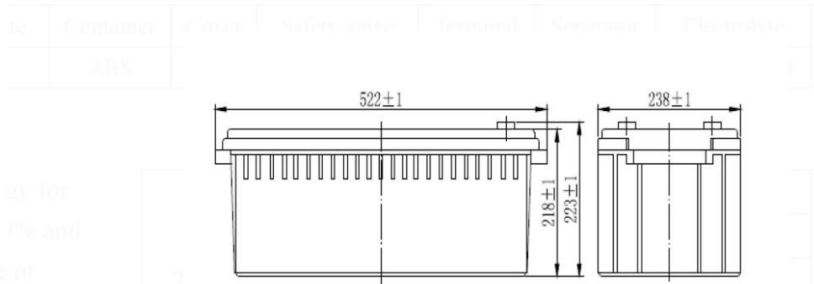


General Feature

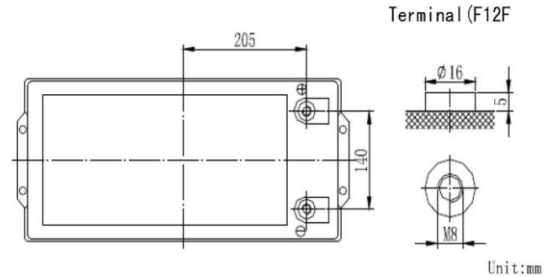
- Micro millimeter SiO₂ and H₂SO₄ technology for Efficient gas recombination of up to 99% and Freedom from electrolyte maintenance or water adding.
- Not restricted for air transport-complies with IATA/ICAO Special Provision A67.
- UL-recognized component.
- Can be mounted in any orientation.
- Computer designed lead, calcium tin alloy grid for high power density.
- Long service life, float or cyclic applications.
- Maintenance-free operation.
- Low self discharge.

Battery Construction



SPECIFICATION

Nominal voltage	12V
Number of cell	6
Length(mm/inch)	522/20.55
Width(mm/inch)	238/9.37
Height(mm/inch)	218/8.58
Total Height(mm/inch)	223/8.78
Approx. Weight (kg/lbs)	60/132

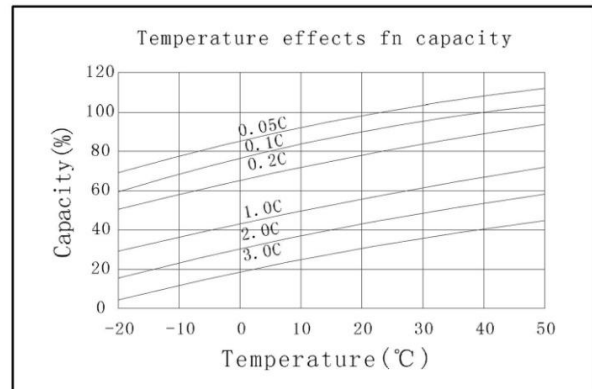
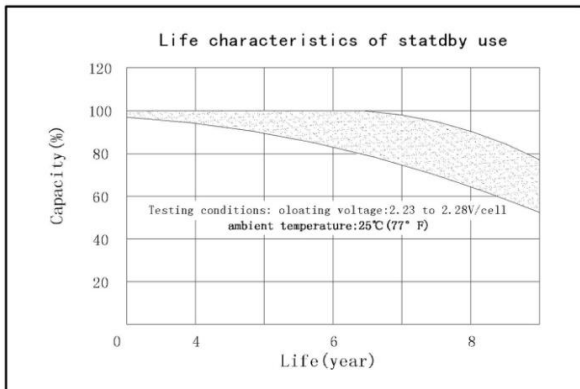
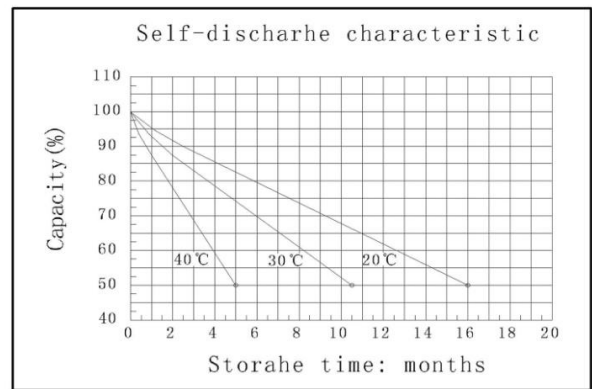
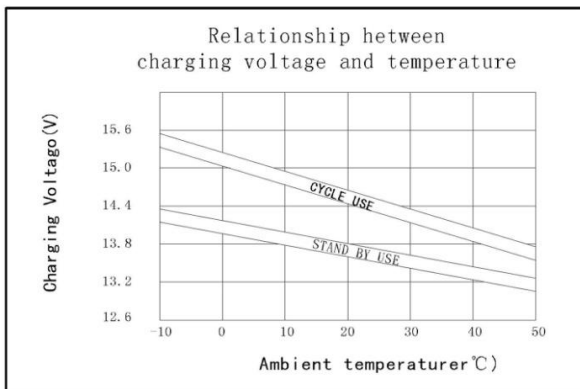
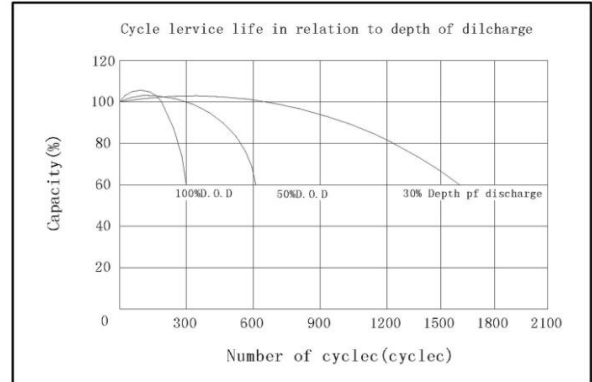
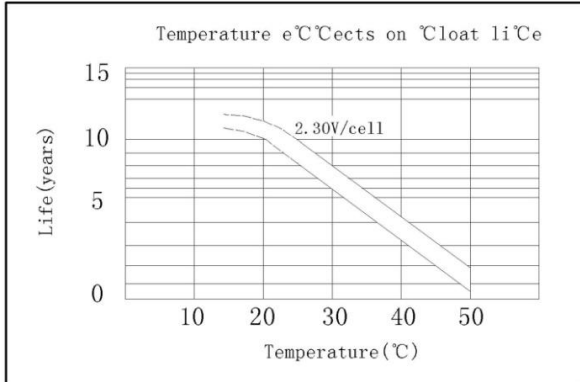
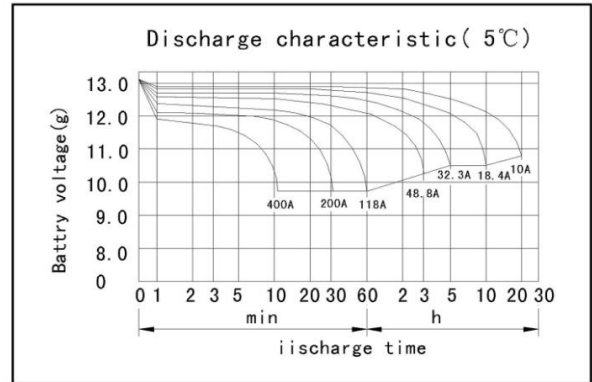
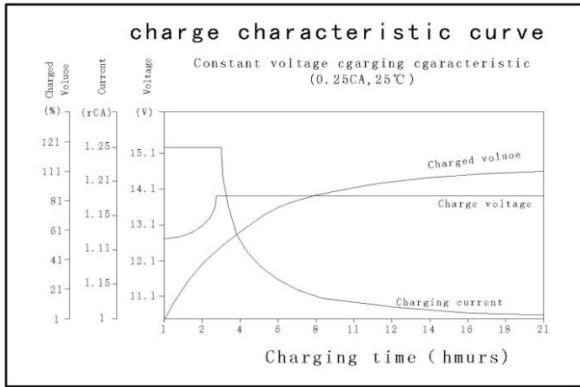


Battery Construction

Component	Positive Plate	Negative Plate	Container	Cover	Safety Valve	Terminal	Separator	Electrolyte
Raw Material	Lead dioxide	Lead	ABS	ABS	Ruber	Copper	Fiberglass	Colloidal Silicon

Performance Characteristics

Capacity 77°F(25°C)	100 hours rate(2.2A 11.1V)	220Ah
	20 hours rate (10A 10.5V)	200Ah
	10 hours rate(18.4A 10.5V)	184Ah
	1 hour rate(118A 9.6V)	118Ah
Internal Resistance	Full charged battery 77°F(25°C):6mΩ	
Operating Temperature Range	Discharge:-20 to 60 °C	
	Charge:-10 to 60 °C	
	Storage:-20 to 60 °C	
Self-Discharge	3% of capacity declined per month at 20 °C (average)	
	Max discharge current77°F(25°C):1000A(5S)	
Charge (Constant Voltage)	Float:13.38 to 13.68V/77°F(25°C)	
	Cycle:14.28 to 14.52V/77°F(25°C) Max Current:50A	



Discharge Constant Current (Amperes at 77°F 25°C)

End Point Volts/cell	5min	10min	15min	30min	1h	3h	5h	10h	20h
1.60V		405	321	198	118	50.3	34.1	18.8	10.3
1.65V		372	302	188	116	49.6	33.6	18.7	10.2
1.70V		352	286	182	114	48.8	32.9	18.5	10.1
1.75V		330	266	175	112	47.9	32.3	18.4	10.0
1.80V		306	248	168	110	47.0	31.8	17.8	9.95

(Note) The above characteristics data are average values obtained Within three charge/discharge cycles not the minimum values.

Discharge Constant Power (watts at 77°F 25°C)

End Point Volts/cell	5min	10min	15min	30min	45min	1h	2h	3h	5h
1.60V		670	539	356	256	220	127	93.9	68.0
1.65V		640	526	345	252	215	124	92.7	67.6
1.70V		608	511	332	247	210	122	91.4	67.2
1.75V		580	495	319	243	206	119	90.5	66.6
1.80V		551	466	308	229	201	116	89.5	66.1

(Note) The above characteristics data are average values obtained Within three charge/discharge cycles not the minimum values.